



DW-HE24/1.5

LED Strips - For Tunable Applications



- High efficacy dynamic white linear LED strip for tunable applications
- 14 diodes per 2" cut point
- 7 diodes per one color temperature
- Ambient operating temp: -4-160°F
- Installation temp: 50-100°F | Storage temp: -4-140°F
- Calculated L70 = 70000 hrs
- When using DALI and DMX power supplies, LED wattage must be doubled

1	2	3	4	5	6	7	8
V/WATTS	RATED	CCT	CONNECTOR/WIRE IN	CONNECTOR/WIRE OUT	WIRE COLOR	WIRE TYPE	ILLUMINATED LENGTH
DW-HE24/1.5							

Sample Part Number: **DW-HE24/1.5-DRY-20/27-BW-CLS-WH-CL2-200"**

1

V/WATTS

DW-HE24/1.5

Voltage: 24VDC
Wattage: 1.5W/ft
LED engine is built with 3 wires requiring 0-10V, DMX or DALI control.
Using DALI, DMX, or non QTL power supplies may double watts/ft. See following pages for compatible power supplies.

2

RATED

DRY

IP20

DMP

IP54

WET

IP67

3

CCT

18/30

1800K/3000K

18/35

1800K/3500K

20/27

2000K/2700K

24/40

2400K/4000K

20/30

2000K/3000K

27/40

2700K/4000K

27/55

2700K/5500K

4

CONNECTOR/WIRE IN

BW

Bare Wire (Standard 24")

CLS

Closed End (No feed)

CON6

Connector 6"

CON24

Connector 24"

Connector/Wire In not needed to specify product. Typical selection is BW.
BW: Standard length is 24", Max length is 120". Request custom length by writing in part number next to BW (example: BW48)

5

CONNECTOR/WIRE OUT

BW

Bare Wire (Standard 24")

CLS

Closed End (No feed)

CON6

Connector 6"

CON24

Connector 24"

Connector/Wire Out not needed to specify product. Typical selection is CLS or BW.
BW: Standard length is 24", Max length is 120". Request custom length by writing in part number next to BW (example: BW48)

6

WIRE COLOR

WH

White

BK

Black

7

WIRE TYPE

CL2

Class 2

CL2P

Class 2 Plenum Rated

CL2P only available with bare wire leads (BW)

8

ILLUMINATED LENGTH

DRY: 2"-384" in 2" increment

DMP: 2"-180" in 2" increment

WET: 2"-360" in 2" increment

Dry version also available in reel lengths of 32' (Class 2) and 100'. Each reel will have a 2' soldered lead wire attached. Contact factory for larger reels.

Available in reel lengths of 32' (Class 2) and 100'. Each reel will have a 2' soldered lead wire attached. Contact factory for larger reels.

COMPATIBLE EXTRUSIONS

	WIDE	ROUND	TORG	TRES	LALO	TALO	ARKA	TELA	VEVE	FLUR	EMBD	LATO	MDIN	OPTI-FLAT	OPTI-OPTICS	THIN
DRY	✓	✓	✓	✓	✓	✓	✓	✓	✓	✓	✓	✓	✓	✓	✓	✓
DMP	✓	✓	✓	✓	✓	✓	✓	✓	✓	✓	✓	✓	✓	✓		✓
WET	✓				✓	✓	✓	✓			EXCLUDES 30°, 45°, 60° LENS		✓	✓		NO LENS

5 year warranty | Warranty only valid with QTL power supplies | Field modifications must comply with QTL's installation methods otherwise warranty is null & void | All data has +/- 5% tolerance | UL Listed | Consult factory for alternate Kelvin temperature | Title 24 - JA8-2019 Strips: DRY and WET rated, 2000K and above



DW-HE24/1.5

LED Strips - For Tunable Applications

3 CCT – LUMENS/CRI - DELIVERED LUMENS

DRY

[Calculated L70 = 70000 hrs]
Tested with DW-HE24/1.5-DRY

CCT	Lumen/ft	Luminous Efficacy	CRI Ra	CRI R9	TM30 Rf	TM30 Rg	Circuit Wattage
2000K	142	97 Lm/W	93	63	88	105	1.46
2400K	***	***	***	***	***	***	***
2700K	170	109 Lm/W	97	97	94	100	1.56
3000K	178	116 Lm/W	98	96	93	99	1.54
4000K	181	132 Lm/W	97	95	92	100	1.50
5500K	200	125 Lm/W	96	92	90	98	1.50

DMP

[Calculated L70 = 70000 hrs]
Tested with DW-HE24/1.5-DMP

CCT	Lumen/ft	CRI Ra
2000K	**	**
2400K	**	**
2700K	**	**
3000K	**	**
4000K	**	**
5500K	**	**

WET

[Calculated L70 = 70000 hrs]
Tested with DW-HE24/1.5-WET

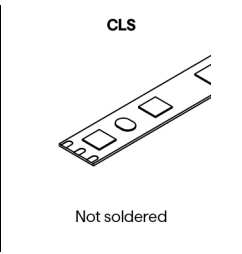
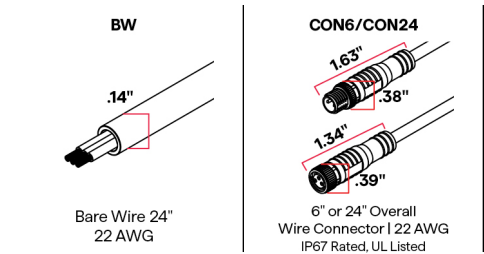
CCT	Lumen/ft	CRI Ra
2000K	**	**
2400K	**	**
2700K	**	**
3000K	**	**
4000K	**	**
5500K	**	**

TEMPERATURE RATINGS

	Min	Max
Ambient Operating Temp - Surface	-4°F	160°F
Storage Temp	-4°F	140°F
Installation Temp	-50°F	100°F

4 / 5 CONNECTOR/WIRE – IN/OUT

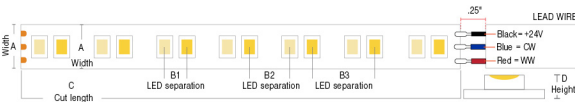
Connector/Wire In or Out not needed to specify product. Standard configuration is BW for Wire In and CLS for Wire out



6 WIRE COLOR



8 ILLUMINATED LENGTH - DIMENSIONS



Section (in)	A	B1	B2	B3	C	D
DRY (IP20)	0.39"	0.07"	0.20"	0.27"	2.00"	0.05"
DMP (IP54)	0.39"	0.07"	0.20"	0.27"	2.00"	0.12"
WET (IP67)	0.47"	0.07"	0.20"	0.27"	2.00"	0.18"



DW-HE24/1.5

LED Strips - For Tunable Applications

COMPATIBLE POWER SUPPLIES

See power supplies cut sheets for more information. Data subject to change, all data has +/- 5% tolerance.

DIM TO LEVEL	INDOOR	OUTDOOR
	DW-HE Tunable Applications	DW-HE Tunable Applications
0.1%	QT-CAB-eLED+DALI-DT6 QT-CAB-eLED+DALI-DT8 QT-CAB-eLED+DALI-DT8-AWN QT-CAB-eLED+TW QT-CAB-eLED+TW-AWN QTM-eLED+DALI-DT6 QTM-eLED+DALI-DT8 QTM-eLED+DALI-DT8-AWN QTM-eLED+TW QTM-eLED+TW-AWN QZ-DMX	Q-SET-QZ-DMX QOM-eLED+DALI-DT6 QOM-eLED+DALI-DT8 QOM-eLED+PS-DALI-DT6 QOM-eLED+PS-DALI-DT8 QOM-eLED+TW QZ-DMX
1%	QZ-DALI-DT8	Q-SET+QZ-DALI-DT8 QZ-DALI-DT8
10%	Non-Dim Power Supply with TW App Dongle	















DIMMING PROTOCOL	INDOOR	OUTDOOR
	DW-HE Tunable Applications	DW-HE Tunable Applications
0-10V	QT-CAB-eLED+TW QT-CAB-eLED+TW-AWN QTM-eLED+TW QTM-eLED+TW-AWN	QOM-eLED+TW
Lutron Athena	QT-CAB-eLED+DALI-DT8-AWN QT-CAB-eLED+TW-AWN QTM-eLED+DALI-DT8-AWN QTM-eLED+TW-AWN	
DMX LED wattage must be doubled for DW-HE products	QZ-DMX	Q-SET-QZ-DMX QZ-DMX
DALI-2: DT6 LED wattage must be doubled for DW-HE products except for AWN	QT-CAB-eLED+DALI-DT6 QTM-eLED+DALI-DT6	QOM-eLED+DALI-DT6
DALI-2: DT8 LED wattage must be doubled for DW-HE products except for AWN	QT-CAB-eLED+DALI-DT8 QT-CAB-eLED+DALI-DT8-AWN QTM-eLED+DALI-DT8 QTM-eLED+DALI-DT8-AWN QZ-DALI-DT8	Q-SET+QZ-DALI-DT8 QOM-eLED+DALI-DT8 QZ-DALI-DT8
SCENE App Dimmed	Non-Dim Power Supply with TW App Dongle	




DW-HE24/1.5

LED Strips - For Tunable Applications

COMPATIBLE MOUNTING ACCESSORIES

QUOVA-MICRO	SHIELD A - Medium	SHIELD B - Medium	BL-GRAZER	BL-MICRO	BL-LARGE	SD-L-LARGE	SD-L-MEDIUM	SD-L-MICRO	SD-J-LARGE
									
QUOVA Knife Edge	For standalone use	For use within extrusions	Backwards L Mounting Bracket	Backwards L Mounting Bracket	Backwards L Mounting Bracket	L Mounting Bracket	L Mounting Bracket	L Mounting Bracket	J Mounting Bracket
IQ-STRAP	IQ-CLIP-SS12	IQ-CLIP-SS10	IQ-CLIP-PL						
									
Plastic strap, Fits all LED strips	Metal clip, Fits DMP strip	Metal clip, Fits WET strip	Plastic clip, Fits WET strip						

COMPATIBLE WIRING ACCESSORIES



UL Listed, miniature junction box, DRY/DMP (WET rated with silicone)

COMPATIBLE CONTROL ACCESSORIES



COMPATIBLE APPS

